



**ORIGINAL ARTICLE**

## Design, Development and Performance Evaluation of a Seed Paddy Cleaning Machine

P.D. Kahandage<sup>1</sup>, G.V.T.V. Weerasooriya<sup>1\*</sup>, V.P. Ranasinghe<sup>1</sup>, E.J. Kosgollegedara<sup>1</sup>, S.D.S. Piyathissa<sup>2</sup>

<sup>1</sup>Department of Agricultural  
Engineering and Soil Science,  
Faculty of Agriculture, Rajarata  
University of Sri Lanka,  
Puliyankulama, Anuradhapura,  
Sri Lanka.

<sup>2</sup>University College of  
Kuliyapitiya, University of  
Vocational Technology,  
Kuliyapitiya, Sri Lanka.

**Correspondence:**

\*[gvtvw@agri.rjt.ac.lk](mailto:gvtvw@agri.rjt.ac.lk)

 <https://orcid.org/0000-0001-8911-7675>

DOI: <http://doi.org/10.4038/sljae.v3i2.78>

### Abstract

Rice (*Oryza sativa* L.) is the staple food crop in Sri Lanka occupying 34% of the total cultivated area. Seed paddy production is one of the major economic activities in the paddy sector, which is fully mechanized only at the large-scale level. Unavailability of an affordable mechanical solution is a big barrier for entering small and medium scale producers in to the seed paddy industry. Therefore, the aim of this study was to introduce an efficient and affordable electrical motor driven small or medium scale paddy cleaning machine for seed paddy production. The main components of the machine are paddy sieving unit, blowing unit and stone separator. According to the variety of paddy, the sieve size of the sieving unit can be changed. The performance of the machine was evaluated using paddy samples with purposely added light and heavy impurities such as straw particles and different sized stones. The suitable speeds for the better operation of sieve, separator and blower were 90, 200 and 960 rpm, respectively. The separation percentages of the large, light, and same size impurities were 96%, 74%, and 86%, respectively. The effective capacity of the machine was 252 kgh<sup>-1</sup> with 79% mechanical efficiency. Based on the overall satisfactory performance, the newly built paddy cleaning machine can be recommended to small and medium scale paddy farmers in Sri Lanka. The machine can be further developed with a magnetic separator for removing iron particles.

**Keywords:** *Effective capacity, Paddy cleaning, Seed paddy, Stone separator*

Date of Submission: 09-07-2021

Date of Acceptance: 14-11-2021



This is an open-access article distributed under the terms of the Creative Commons Attribution 4.0 International License, which permits unrestricted use, distribution and reproduction in any medium provided the original author and source are credited.

## 1. Introduction

Paddy, the second largest produced cereal in the world is the staple food crop in most countries. There are over 144 million rice farms worldwide on a harvested area of about 158 million hectares. World Rice Production in 2017 was 508.6 million metric tons (Shahbandeh 2017). According to the per capita consumption of rice, Myanmar, Lao People's Democratic Republic, Viet Nam, Bangladesh, Cambodia and Indonesia are considered as very high rice consuming countries (>200 kg year<sup>-1</sup>) while Thailand, Philippines, Sri Lanka, Sierra Leone, Republic of Korea, Nepal, Madagascar, China, Gambia, Malaysia, Guinea-Bissau, Guyana, Maldives, Brunei Darussalam, Suriname, Democratic People's Republic of Korea, Côte d'Ivoire, India, Senegal, China-Macao and Costa Rica are under high rice consuming countries (100-200 kg year<sup>-1</sup>) (Nguyen 2020).

Paddy is cultivated in two seasons as *Yala* and *Maha* in Sri Lanka based on the rainfall. Totally, 870,000 ha of paddy fields are cultivated annually in Sri Lanka, as 560,000 ha in the *Maha* season and 310,000 ha in the *Yala* season engaging 1.8 million farm families. Current annual rice production of Sri Lanka is about 2.7 million tons of rough rice, and it satisfies only 95 percent of the domestic requirement (DOA 2014).

Since, seeds are living product, correct handling of seeds directly affect to their viability and subsequently for the crop productivity. As well, good quality seeds can increase the yield considerably. Seed paddy production of Sri Lanka is mainly handed by the private/government paddy producers or individual farmers.

Seed paddy may contain various amounts of other crop seeds, straw, chaff, sand, rocks, dust, immature grains, and iron or steel particles. Those impurities are incorporated into seeds during harvesting, threshing, and handling. Cleaning is a material separation process, and the objective of cleaning is to separate undesirable foreign materials from the seed paddy and leave a cleaned seed paddy for storage and processing. When producing seed paddy, cleaning is an essential step of processing to reach the standards. Almost every farmer of Sri Lanka is aware of the need of good seeds and their contribution to higher yields. The total seed paddy requirement of the country at present is about 4.4 million bushels (Weerasena and Madawanarachchi 2014).

Despite having several large-scale paddy cleaning machines, which belong to large scale private companies in Sri Lanka, small or medium scale seed paddy cleaning

machines are not available in an affordable price as most of them are imported.

The higher initial cost of large-scale paddy cleaners is the major barrier for entering the small or medium scale paddy farmers to the seed paddy producing industry, which makes a monopoly of large-scale companies to determine the price of seed paddy. An affordable mechanical solution for small scale seed paddy farmers is a major concern under local conditions. Therefore, this study was to introduce an efficient and affordable mechanical solution for cleaning paddy. This would facilitate small and medium scale paddy farmers entering the seed paddy processing industry in Sri Lanka.

## 2. Materials and Methods

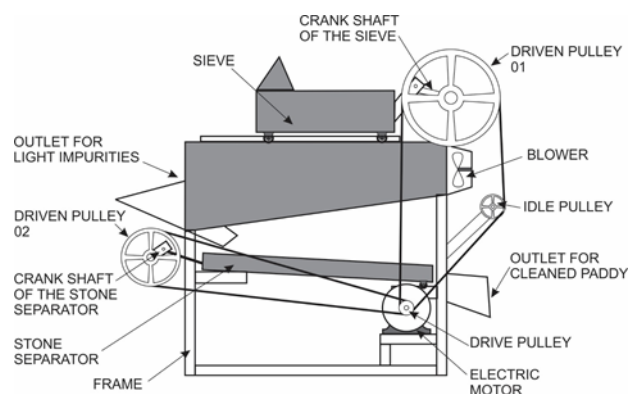
### *Design Concept*

The machine was designed to complete the cleaning process of paddy for the purpose of producing seed paddy by three steps. At the first step of cleaning, large size impurities such as weed seeds, stones, paddy seeds of other varieties, were expected to remove. A suitable size sieve which can be changed according to the variety, connected with an eccentric shaft and powered by an electric motor, which was the main power source, was designed for the first task. At the second step, light

impurities such as, straw particles, chaff and unfilled seeds were supposed to be removed by the mean of a blown air flow. An electrically driven air aspirator was designed to perform the second task. The third step was removing the same size impurities with different densities such as stones, metal particles using a vibrated stone separator connected to the main power source. All the three steps were designed to perform simultaneously as a continuous process.

### *Designing of the Machine*

Affordability for small and medium scale farmers, durability, higher capacity and efficiency and safety in operations were the highly considered design factors of this machine. The machine was comprised with four major systems as large size, light and same size or smaller impurities separation system and power transmission system (Fig.1).



**Figure 1:** Side view of the designed seed paddy cleaning machine

### ***Designing of the Large Impurities Separation System (LSISS)***

A sieve with changeable mesh size was designed to separate the large size impurities of the harvested paddy. The designed capacity of the container of the sieve was 10 kg of paddy and sieving can be continuously done facilitating loading of paddy when it is operating.

Some physical properties of paddy were used in designing of the sieve. The bulk density of paddy ranges from 522 kgm<sup>-3</sup> to 566 kgm<sup>-3</sup> at the moisture content of 7.19 – 28.28% (Reddy 2004).

Specific volume of paddy

$$= 1,000,000 \text{ cm}^3 / 550 \text{ kg}$$

$$= 1,818.2 \text{ cm}^3\text{kg}^{-1}$$

Therefore, volume of 10 kg of paddy

$$= 1,818.2 \times 10$$

$$= 18,182 \text{ cm}^3$$

It was assumed that, only 1/3 of the space of the sieve should be filled for better operation without any dispersion.

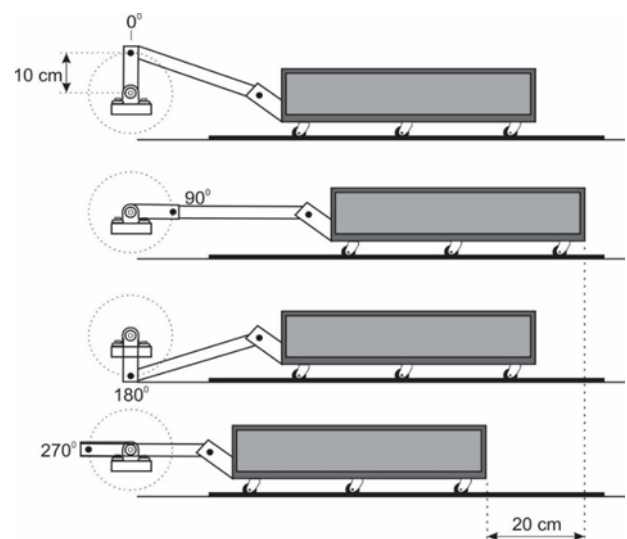
Therefore, total volume of the sieve

$$= 18,182 \times 3$$

$$= 54,545.45 \text{ cm}^3$$

Therefore, the dimensions of the container of the sieve were decided as 65 cm in length, 50 cm in width and 17 cm in height.

The rotating crankshaft, which is connected with the power source, makes a continuous forward and backward movement of the sieve to pass the paddy from the wire mesh while retaining the large size impurities. This crankshaft converts the angular motion of the electric motor into linear motion of the sieve container giving 20cm linear distance. Figure 2 shows the movement of the crank and the sieve container.



**Figure 2:** Linear movement of the sieve accordance with the angular motion of the crank

### ***Designing of the Light Impurities Separation System (LISS)***

Air blower working with 960 rpm was used to separate the lighter impurities such as chaff, straw particles and unfilled seeds from paddy coming through the sieve. Therefore, this system is located just below the sieve. The separated light impurities are collected and removed by an outlet located

in front of the blower. Purified paddy after the second step of cleaning is expected moving to the stone or same size impurities separator under the gravity. Therefore, the bottom of the LISS is sloped 570, in accordance with the angle of repose of paddy which is the angle with horizontal at which the materials is stand when piled (Mohsenin 1978). When the angle of the slope is higher 80 -100 than the angle of repose of paddy, seeds can flow freely under the gravity without any retention (Okunola et al. 2018).

#### ***Designing of the Same Size or Small Impurities Separation System (SISS)***

The final step of the cleaning of paddy is separation of the same size or smaller impurities from paddy. A vibrating inclined plate with 117 cm in length and 44 cm in width was designed to separate the impurities using density differences. The required vibration of the plate is provided by a crankshaft powered by the main power source.

The first part of the plate, which is closer to the crank shaft, is consisted with number of strips connected to it and other part is connected with a metal sheet with small nodes which is expected for retaining the high-density impurities in grooves in between strips and nodes.

#### ***Designing of the Frame***

The frame of the machine was decided to fabricate with mild steel 'L' angled iron. The expected weight of the machine including electric motor and other components was 130 kg. The density and the yield strength of the mild steel were taken as 7.58 gcm<sup>-3</sup> and 250 MPa, respectively (Engineers Edge 2000). The number of the legs of the frame was decided as four while Factor of the Safety (FOS) was considered as five.

Weight acting on one leg of the frame (W)

$$= (130 \text{ kg}/4) \times 9.81 \text{ ms}^{-2}$$

$$= 318.825 \text{ N}$$

Yield stress of mild steel

$$= 250 \text{ MPa}$$

Therefore, design stress

$$= 250 \text{ MPa}/ \text{FOS}$$

$$= 250 \text{ MPa}/ 5$$

$$= 50 \text{ MPa}$$

If the design of the frame is safe, the design stress should be higher than the induced stress.

Therefore, if the minimum cross-sectional area of the L- section is A,

$$318.825 / A = 50 \text{ MPa}$$

$$A = 6.376 \text{ mm}^2$$

Therefore, it was decided to select 2" x 2" (4 mm) 'L' angled iron for the construction of the main frame of the machine, since stress induced is lower than the design stress. (Shetty et al. 2017).

### **Designing of the Power Transmission System**

Belt and pulleys system, one of the mechanical power transmission systems was used to transmit the power from the power source to utilizing places. According to Tata (2012), when the distance between shafts is prominent, belts and pulleys are the best solution.

### **Determination of Sizes of Driven Pulleys**

The relationship between speeds and pulley diameters is given by Equation 1 (Akinnuli et al. 2015).

$$N_1 / N_2 = D_2 / D_1 \text{ -----(Eq. 1)}$$

Where N1 is speed of the drive pulley, N2 is speed of the driven pulley, D1 is diameter of the drive pulley and D2 is diameter of the driven pulley, respectively.

According to Khurmi and Gupta (2005), the length of an open belt is given by the Equation 2.

$$L = \pi/2(D_1 + D_2) + 2C + [(D_1 + D_2)^2 / 4C] \text{ -----(Eq. 2)}$$

Where, L is length of the belt, D1 and D2 are diameters of two pulleys and C is the center distance of two pulleys, respectively.

The Table 1 gives the suitable diameters for the driven pulleys and length of the belts for the seed paddy cleaning machine.

**Table 1:** Diameters of driven pulleys and length of belts

	<b>Working speed (rpm)</b>	<b>Diameter (mm)</b>	<b>Center distance with main drive (mm)</b>	<b>Length of the belt (m)</b>
Main drive pulley	1400	50	-	-
Driven pulley 01	90	780	1050	3.75
Driven pulley 02	200	350	800	2.28

The calculated length of the belt of driven pulley 01 was 3.75 m. Therefore, a 4 m belt and idle pulley were selected to use as a clutch.

### **Material Selection**

The best material is one which serves the desired objective at the minimum cost. According to Khurmi and Gupta (2005), availability of the materials, suitability of the materials for the working conditions of service and the cost of the materials are the major factors that should be considered when selecting the materials for a machine.

Table 2 gives a summary for the selection of

suitable material for each component of the machine and criteria considered at the selection.

**Table 2:** Materials and selection criteria for each component

Component	Criteria for selection	Selected material
Frame of the sieve	Strength, Cost	Mild steel angle iron
Main Frame	Strength, Cost	Mild steel angle iron
Sieve	Strength, Lightness, Corrosion resistance	Galvanized steel wire mesh
Cover	Strength, Lightness, Corrosion and acidic reaction resistance	Galvanized steel
Pulleys	Strength, cost, wear resistance and availability	Mild steel
Belts	Flexibility, strength, wear resistance, availability	Rubber
Bearings	Axial and radial load resistance	Pillow journal bearing
Shafts	Workability, wear resistance, strength	Mild steel

### ***Evaluation of the Performance of the Seed Paddy Cleaning Machine***

Evaluation of machine performance helps to know how well the machine performs the job to which it is designed for, and

whether it is profitable or not (Roth 1975). According to Roth (1975), all possibilities of the machine should be evaluated objectively. Therefore, to evaluate the performance of the seed paddy cleaning machine, parameters such as separation percentage of large size impurities, light impurities and same size impurities, theoretical capacity of the machine, effective capacity of the machine, efficiency of the machine, mechanical breakdowns and ergonomic aspects and handling were considered.

When finding the separation percentages of impurities such as large size impurities, light impurities and stones, the initial amount of those impurities (before cleaning) should be known. Therefore, five samples of paddy (10 kg of each) were prepared manually removing all the impurities carefully and known amounts of each impurity as 250 g of large size stones, 250 g of same/small size stones, 250 g of straw particles, and 250 g of unfilled seeds were added to each sample purposely.

First, one batch of paddy (10 kg) was added to the sieve and operated the machine to complete sieving and time taken to complete one batch (10 kg of paddy), amounts of collected large impurities, light impurities and stones were counted separately. Five replicates were carried out.

Then, the machine was continuously operated for one hour and output were measured. Impurities separation percentages based on the size were compared with Completely Randomized Design (CRD) with ANOVA and mean separation was carried out using Tukey mean separation method ( $p \leq 0.05$ ).

Theoretical capacity of the machine ( $\text{kg h}^{-1}$ ) =  $(3600 \text{ s/h} \times 10) / \text{time taken for one batch (s)}$

Effective capacity of the machine ( $\text{kg h}^{-1}$ ) = Amount of paddy cleaned within one hour

Efficiency of the machine (%) =  $(\text{Effective capacity} / \text{Theoretical capacity}) \times 100$

Large impurities separation (%) =  $(\text{Amount of collected large impurities (g)} / 250\text{g}) \times 100$

Light impurities separation (%) =  $(\text{Amount of collected light impurities (g)} / 250\text{g}) \times 100$

Same size impurities separation (%) =  $(\text{Amount of collected large impurities (g)} / 250\text{g}) \times 100$

### 3. Results and Discussion


After a series of trails and some modifications, a successful paddy cleaning machine was fabricated. Total cost of production, including both material and

labor for the construction of the machine was LKR. 64,000. The detail cost evaluation is shown in Table 3.

**Table 3:** Detail cost evaluation

Item	Cost (LKR)
Electric motor	27,000
Electric blower	4,000
Belt and pulleys	3,000
Sheet metal	1,000
'L' angled iron	9,000
Flat iron	1,500
Nut and bolts	500
Labour (20 h)	18,000
<b>Total</b>	<b>64,000</b>

The fabricated paddy cleaning machine with its major components is shown in Plate 1.



**Plate 1:** Fabricated machine with its major components.

A – Front view, B – Crank shaft of the sieve, C – Blower of the aspirator, D – Vibrating plate of destoner



### ***Specifications of Seed Paddy Cleaning Machine***

Specification of the fabricated seed paddy cleaning machine is shown in Table 4. As this new machine is for small and medium scale seed paddy producers, the overall dimensions are smaller than the commercially available large scale seed paddy cleaners. Most of the available large scale paddy cleaners in Sri Lanka have more than 1000 kg h<sup>-1</sup> capacity. Some paddy cleaners in large scale rice mills have more than 10000 kg h<sup>-1</sup> capacity.

**Table 4:** Specification of the fabricated seed paddy cleaning machine

<b>Machine particular</b>	<b>Specification</b>
Overall length	1650 mm
Overall width	650 mm
Overall height	1460 mm
Machine Capacity	252 kgh <sup>-1</sup>
Power requirement	3 kW with 1400 rpm electric motor
Power transmission	A56 V belts and Pulleys
Sieve dimensions	760 mm x 510 mmx 150 mm
Eccentric radius of sieve shaft	100 mm
Vibrating plate dimensions	1180 mm x 450 mm
Eccentric radius of vibrating plate shaft	20 mm
Speed of blower	960 rpm

### ***Performance of Seed Paddy Cleaning Machine***

The performance of the seed paddy cleaning machine was determined by the means of theoretical capacity, actual capacity, efficiency, large impurities separation percentage, light impurities separation percentage and same size impurities separation percentage. All these parameters were calculated using the average values of five replicates. The table 5. shows the calculated values for these parameters.

**Table 5:** Performance of the seed paddy cleaning machine

<b>Parameter</b>	<b>Calculated average</b>
Theoretical capacity (kgh <sup>-1</sup> )	319
Actual capacity (kgh <sup>-1</sup> )	252
Efficiency (%)	79
Large impurities separation (%)	96
Light impurities separation (%)	74
Same size impurities separation (%)	86

As per the figures given in the table 5, the actual capacity of the seed paddy cleaning machine was 252 kgh<sup>-1</sup> under 79% efficiency. The capacity of a cereal cleaner developed by Okunola (2015) is 1040 kgh<sup>-1</sup> under 71% of efficiency. Although, the capacity of the newly developed seed paddy cleaner is lower than the capacity of cereal cleaner, the higher efficiency of the machine reflects that, time wastage during the

operation is very low compared to the cereal cleaner. The separation of large impurities was 96% and it was observed that, some large size particles have passed through the mesh of the sieve, and they were separated at the same size impurities separation system (at vibrating plate). But the capacity of the same size separation system is only 86% and it reflects that, the system should be further improved. The light impurities separation percentage of the machine is 74% and the reason for this lower value is that many of light impurities added purposely had been separated at the large size impurities separation system. Separation percentages of large size impurities, light impurities and same size impurities were significantly different from each other ( $p \leq 0.05$ ) (Table 6).

**Table 6:** Separation percentages of different size impurities

Types of impurities	Mean Value
Large size impurities separation percentage	74.25 <sup>a</sup>
Light impurities separation percentage	85.75 <sup>b</sup>
Same size impurities separation percentage	95.75 <sup>c</sup>

*Values with different characters have significant difference at  $p \leq 0.05$ .*

It is very important to mention that, totally all the light impurities added before the evaluation were separated from the machine. The separation efficiency of the

rice cleaner cum grader developed in Nigeria was 63.97% - 94.29% (Okunola et al. 2018). According to a study carried out by Ashwin et al. (2017) on the designing, fabrication and performance evaluation of a seed paddy cleaner, the dust and stone separation percentages were reported as 58% and 88% respectively. When compared to the performance of these machines (Okunola et al. 2018; Ashwin et al. 2017), the cleaning performance of the newly developed seed paddy cleaning machine is satisfactory, and it is in the range of 74.25% - 95.75%.

#### 4. Conclusions

The newly developed seed paddy cleaning machine consist with four major systems as large size, light and same size or smaller impurities separation system and power transmission system. Further, it could be recommended for small and medium scale seed paddy producers with the capacity of 252 kgh<sup>-1</sup> with 79% efficiency. The paddy cleaned by the machine can achieve the standards of the seed paddy recommended by the Department of Agriculture, Sri Lanka. Due to the very low production cost of the machine (LKR. 64,000.00), it is much affordable for small or medium scale paddy farmers in Sri Lanka. The machine can be further developed with a magnetic separator for removing iron particles.

**Conflicts of Interest:** The authors have no conflicts of interest regarding this publication.

## 5. References

- Akinnuli, B O, Osueke, C O, Agboola, P P I O O & Adediran, A A 2015, Design Concepts Towards Electric Powered Gari Frying Machine. *International Journal of Scientific and Engineering Research*. 6(5). 1043-1050. Available at: [https://www.researchgate.net/publication/278028721\\_Design\\_Concepts\\_Towards\\_Electric\\_Powered\\_Gari\\_Frying\\_Machine](https://www.researchgate.net/publication/278028721_Design_Concepts_Towards_Electric_Powered_Gari_Frying_Machine).
- Ashwin, S, Manish N, Nishith S, Rhea D'mello, Vinoda N, Yathish K & Poornesh M 2017, Design and Fabrication of Paddy Cleaning Machine, *Journal of Mechanical Engineering and Automation* 2017, 7(5): 145-149, DOI: 10.5923/j.jmea.20170705.04
- DOA, 2014, Department of Agriculture, Rice Cultivation. Available at: [https://doa.gov.lk/rrdi/index.php?option=com\\_sppage\\_builder&view=page&id=42&lang=en](https://doa.gov.lk/rrdi/index.php?option=com_sppage_builder&view=page&id=42&lang=en). [Accessed 29 Mar. 2020].
- Engineers Edge, 2018, Geometric Boundaries IV. Available at: [https://www.engineersedge.com/material\\_science/yield\\_strength.htm](https://www.engineersedge.com/material_science/yield_strength.htm). [Accessed 29 Mar. 2020].
- Khurmi, R S & Gupta, J K 2005, A Text Book of Machine Design. New Delhi: Eurasia Publishing House (PVT.) LTD.
- Khurmi, R S & Gupta, J K 2005, Theory of Machine, New Delhi, S.Chand and Company Limited.
- Mohsenin, N N 1978, Physical properties of plant and animal materials: Structure, physical characteristics and mechanical properties. 1<sup>st</sup> ed. New York: Gordon and Breach Science Publishers.
- Nguyen, V N (2020), Rice production, consumption and nutrition -Available at: <https://www.fao.org/3/Y4347E/y4347e02.htm> [Accessed 20 Nov. 2021].
- Okunola, A A, Isaac-Bamgboye, A, Olyanju, A, Osueke, C O & Alhassan, E A 2018, Development of a Rice Cleaner Cum Grader for Cottage Industry Processors in Nigeria. *International Journal of Mechanical Engineering and Technology*. 9(11); 2339-2351. Available at: [https://www.iaeme.com/MasterAdmin/uploadfolder/IJMET\\_09\\_11\\_248/IJMET\\_09\\_11\\_248.pdf](https://www.iaeme.com/MasterAdmin/uploadfolder/IJMET_09_11_248/IJMET_09_11_248.pdf).
- Okunola, A, Igbeka, J & Arisoyin, A 2015, Development and Evaluation of a Cereal Cleaner. *Journal of Multidisciplinary Engineering Science and Technology (JMEST)*, 2 (6); 1587-1592.

Reddy, B & Chakraverty, A 2004, Physical Properties of raw and Parboiled paddy. *Biosystem Engineering*. 88(4); 461-466. Available at: <http://agris.fao.org/agris-search/search.do?recordID=US201300945075> [Accessed 29 Mar. 2020].

Roth, L O, Crow, F R, & Mahoney, G W A 1975, *An Introduction to Agricultural Engineering* 2nd ed. Maryland: Aspen publishers.

Senevirathna, J G D T, Mettananda, K A & Bogahawatta, S 2008, A study on the Present status of seed paddy production in Sri Lanka. *Annals of the Sri Lanka Department of Agriculture*, pp 177-189. [online] Available at: [https://issuu.com/afacipdf/docs/a\\_study\\_on\\_the\\_present\\_status\\_of\\_se](https://issuu.com/afacipdf/docs/a_study_on_the_present_status_of_se) [Accessed 29 Mar. 2020].

Shahbandeh, M 2017, Rice statistics and facts. [online] Available at: <https://www.statista.com/topics/1443/rice/>. [Accessed 29 Mar. 2020].

Shetty, A, Nayak, M, Shetty, N, D'mello, R, Naik, V, Yathish, K, & Poornesh, M 2017, Design and Fabrication of Paddy Cleaning Machine. *Journal of Mechanical Engineering and Automation*. 7(5);145-149. doi: 10.5923/j.jmea.20170705.04.

Tata, R P 2012, *Mechanical Power Transmission Fundamentals*. [online] Available at: <https://www.cedengineering.com/upload/Mechanical%20Power%20Transmission.pdf> [Accessed 05 June 2014].

Weerasena, S L & Madawanarachchi 2014, Improving quality seed supply in rice. Department of Agriculture. [online]. Available at: [http://agrilearning.gov.lk/Paddy/Paddy\\_Research/Paddy\\_pdf/A11.pdf](http://agrilearning.gov.lk/Paddy/Paddy_Research/Paddy_pdf/A11.pdf).